


APPLICATION
Brush/Roll/Spray


COVERAGE
250-400 Ft²/G


DRY TIME
2-4 Hours


TEMPERATURE
50°F - 100°F


CLEAN-UP
Soapy Water

VOC
< 50 g/L





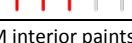
DESCRIPTION

Magnum Interior Eggshell is a high quality acrylic paint designed as a decorative finish for use on wall and ceiling surfaces.

FEATURES

- Low Odor & Low VOC
- Good Uniformity and Touch-up
- Great Flow and Leveling
- Water Clean Up

KM SCALE

Application	
Hide	
Touch Up	
Appearance	
Cleanability	

*compared to other KM interior paints

SPECIFICATIONS

RESIN TYPE

Acrylic

FINISH

Eggshell 12 - 16 @ 60°

BASES AVAILABLE

White and custom tinted colors

SIZES AVAILABLE

1 Gallon & 5 Gallon

DRYING TIME

(at 75° F. & 50% R.H.)

To Touch: 1 hrs

To Recoat: 4 hrs

PRACTICAL COVERAGE

250 – 400 sq. ft. / gal.

RECOMMENDED FILM

THICKNESS

4.0 – 6.0 mils wet

1.6 - 2.4 mils dry

WEIGHT PER GALLON

10.4 ± 0.25 lbs.

SOLIDS BY VOLUME

40% ± 2%

V.O.C.

<50 g/L

SUBSTRATES & SYSTEMS

FOR USE OVER PREPARED

- Drywall
- Porous Plaster
- Masonry
- Wood

PRIME DRYWALL, POROUS PLASTER OR MASONRY WITH

- 1 Coat – 971 AcryPlex PVA
or
- 1 Coat – 976 Kel-Bond PVA

PRIME WOOD WITH

- 1 Coat – 265 Int/Ext Hybrid Primer/Undercoat
or
- 1 Coat – 973 AcryPlex Latex Interior Enamel Undercoat

TOPCOAT WITH

- 2 Coats – 492 Magnum Interior Eggshell Enamel

*Ask a local Kelly-Moore representative for additional system recommendations.

COMPLIANCE & PERFORMANCE

- Meets CARB VOC Limit
- Meets National AIM VOC Limit
- Meets SCAQMD VOC Limit

APPLICATORS

BRUSH

Synthetic Bristle

ROLLER

3/8" to 3/4" nap synthetic cover

SPRAY

2000-2500 psi

.017 - .019 orifice tip

KELLY MOORE PAINT COMPANY INC.

987 COMMERCIAL ST. SAN CARLOS, CA 94070

www.kellymoore.com

SURFACE PREPARATION**GENERAL**

All surfaces must be cured, firm, dry and cleaned free of dust, dirt, oil, grease, wax, chalk, rust, mildew or any other contamination or condition that would adversely affect the performance of the coating. Sand glossy, dense or glazed surfaces.*

NEW SURFACES

All surfaces should be sound, free of contamination and dry. Wood surfaces should be sanded free of wood fibers. Wood should have a moisture content of less than 15% as measured by a moisture meter. Masonry and plaster should be thoroughly cured before priming. Masonry should have a moisture content of less than 12% as measured by a moisture meter.

PREVIOUSLY PAINTED SURFACES

Remove any peeling, chalky or loosely adhering paint, sand to feather edges, dust clean (do not use tack rags). Sand glossy finishes*

*see below warning for existing leaded paint

APPLICATION

- Mix well before use.
- Prior to full application, apply a test patch to ensure the preparation and coating system are appropriate for the project. If test patch results do not meet the needs of the project, contact a Kelly-Moore representative for recommendations.
- Backroll while spraying to ensure an even coat and fill in porous surfaces. Backrolling the topcoat will create uniform sheen and make for easier touch-up.
- Dry times are based on standard conditions of 75°F with a relative humidity of 50%. Lower temperatures or higher humidity may extend drying times. Higher temperatures may speed drying time.
- Coverage may vary depending on method of application, porosity, and texture of the surface.
- Do not apply when material, air, and/or surface temperature is outside of recommendations on page 1. Store at room temperature and protect from freezing.
- Apply at can consistency. If thinning is necessary to maintain workability, do not exceed one-half pint of water per gallon.

PRO TIPS

- Two finish coats will provide a more even color and sheen. It will also help with touch-up and durability.
- Maintain a wet edge to avoid lap marks. First, cut into the corners with a brush, then immediately roll into the brushed section. This will create a single coat that will dry evenly and help reduce picture framing.
- Re-wet your applicator before it starts to run dry; the light spots will appear different than the heavy spots in both color and sheen. An even coat is your goal.
- Lay it on and leave it alone. Be sure to give paint an opportunity to flow and level after application.
- For a level 5 smooth drywall finish, prime with 988-102 LEVEL 5.
- For chalky or unsound substrates, prime with 285 Kel-Bond Ultra.
- For dense or glossy surfaces, prime with 287 Kel-Bond Adhesion Plus.

KELLY MOORE PAINT COMPANY INC.**987 COMMERCIAL ST. SAN CARLOS, CA 94070**www.kellymoore.com

SAFETY INFORMATION

Avoid contact with eyes, skin and clothing. Do not take internally. Wash thoroughly after handling. Close container after each use. For additional safety information consult the Material Safety Data Sheet for this product.

USE ONLY WITH ADEQUATE VENTILATION.

KEEP OUT OF REACH OF CHILDREN.

For proper disposal of excess material, please contact your local city or county waste management agency.

WARNING!

If you scrape, sand or remove old paint from any surface, you may release lead dust. LEAD IS TOXIC. EXPOSURE TO LEAD DUST CAN CAUSE SERIOUS ILLNESS, SUCH AS BRAIN DAMAGE, ESPECIALLY IN CHILDREN. PREGNANT WOMEN SHOULD ALSO AVOID EXPOSURE. Wear a NIOSH approved respirator to control lead exposure. Carefully clean up with a wet mop or HEPA vacuum. Before you start, find out how to protect yourself and your family by contacting the U.S. EPA/Lead Information Hotline at 1-800-424-LEAD (5323) or log on to www.epa.gov/lead.

LIMITED WARRANTY

The statements made on this bulletin, product labels or by any of our agents concerning this material are given for information only. They are believed to be true and accurate and are intended to provide a guide to approved construction practices and materials. As workmanship, weather, construction equipment, quality of other materials and other variables affecting results are all beyond our control, Kelly-Moore Paint Company, Inc., does not make nor does it authorize any agent or representative to make any warranty of MERCHANTABILITY OR FITNESS for any purpose or any other warranty, guarantee or representation, expressed or implied, concerning this material except that it conforms to Kelly-Moore's quality control standards. Any liability whatsoever of Kelly-Moore Paint Company, Inc. to the buyer or user of this product is limited to the purchaser's cost of the product itself.

KELLY MOORE PAINT COMPANY INC.

987 COMMERCIAL ST. SAN CARLOS, CA 94070

www.kellymoore.com